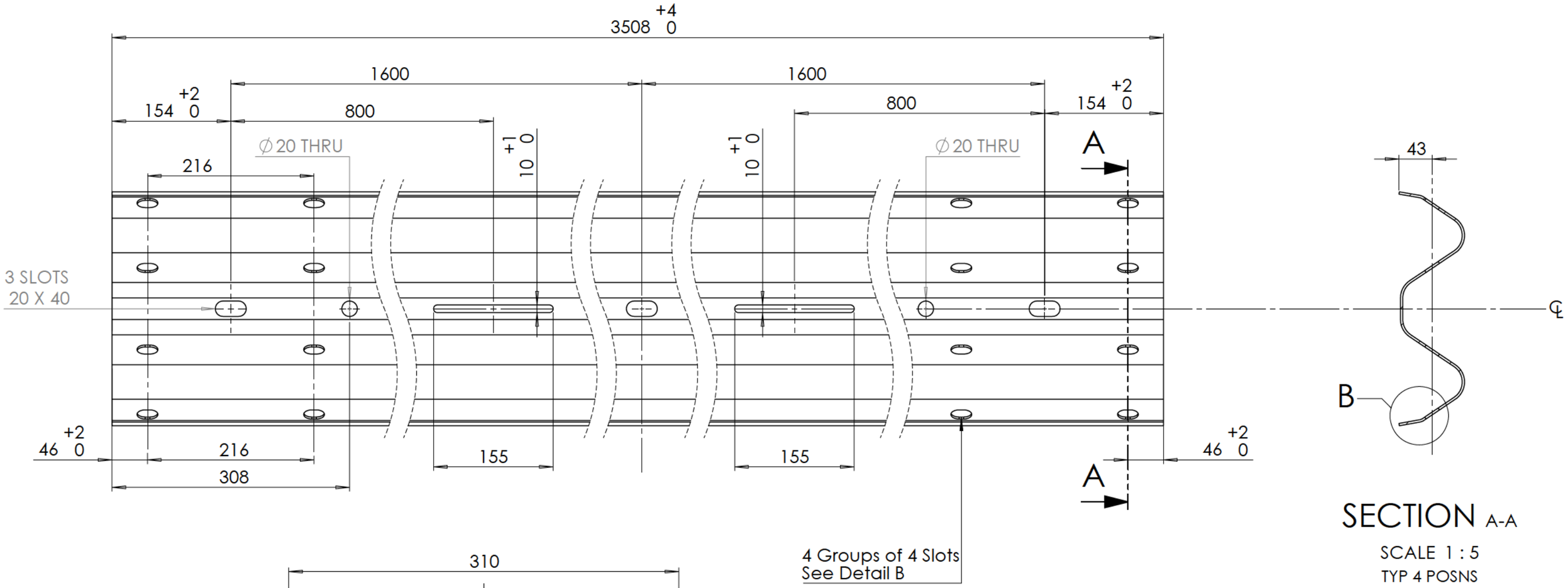

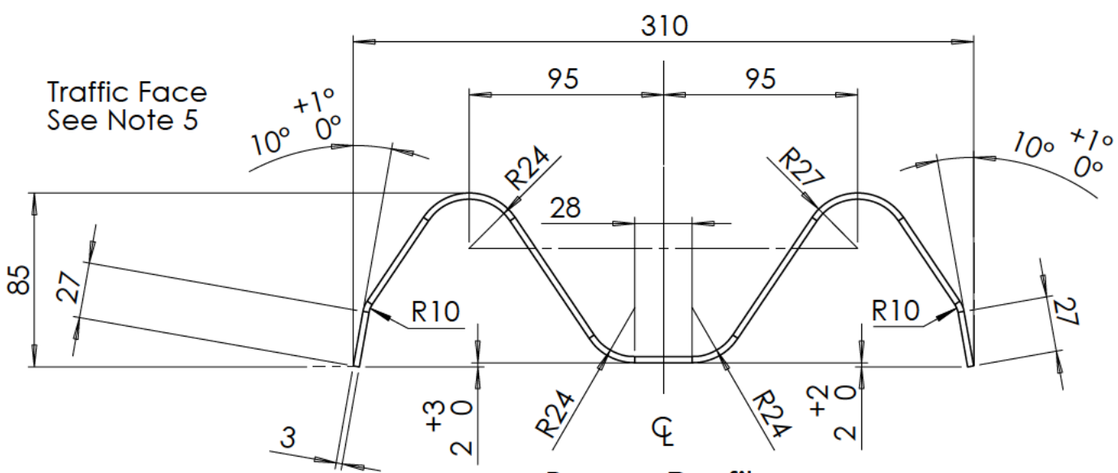

Beam Profile
SCALE 1:3

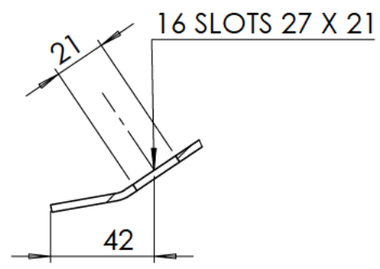

DETAIL B
SCALE 2 : 5

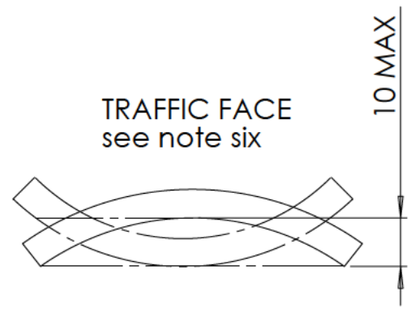

HIGHWAY CONSTRUCTION DETAILS

IMPORTANT NOTES

1)TOLERANCES EXCEPT WHERE OTHERWISE STATED
UP TO 400 +2,0 : 401 TO 800 +4, 0 : 801 AND OVER +6, 0
2) REMOVE ALL BURRS AND SHARP EDGES
3) DURABLY MARK MANUFACTURER'S IDENTIFICATION AND DATE (MONTH & YEAR e.g. 10/2015
4) TRAFFIC FACE OF BEAM TO BE STRIGHT WITHIN TOLERANCE SHOWN.
5) THE SECTIONS OF BEAM PROFILE BETWEEN RADII SHALL NOT DEVIATE FROM A STRIGHT LINE BY MORE THAN ±1.0

				NOTES:	Technical Drawing - Drawing Not To Be Supplied To Customer
				DESCRIPTION:	Standard Corrugated Beam
			MATERIAL:	BS EN 10 025 GRADE S275	PART NO: 120132
UNLESS OTHERWISE SPECIFIED ALL DIMENSIONS ARE IN MILLIMETERS			FINISH:	Galvanised	
	NAME	DATE	REVISION	GRIT SIZE: N/A	DWG NO: 0179-010-02 — A3
DRAWN	GC	11/06/2015	E		
REV. BY				WEIGHT: 39.33 Kg	SCALE:1:20 — DO NOT SCALE DRAWING — SHEET 1 OF 1